Subject : "Splicing Tools" 使用 方法

SMD Tape Splicing Tool

Using the FR-SPL SMD Tape Splicing Tool ensures that SMD component tapes can be joined securely and quickly. A special brass shim (FR-BRS) is riveted into the ends of the SMD tape, joining them securely, and allowing them to still pass through the sprocket wheel of the feeder. Accurate alignment is achieved by arranging the tape on the locating pins of the splicing tool. The cover tape is joined using the pre-cut adhesive tapes, listed below.

■ 개 요

A. SMD부품 사용시 Tape와 Tape를 Splicing Tool을 이용하여 연결시킨다.

B. 어떠한 종류의 SMD부품 Tape도 하나로 연결시켜 주는 Shims Terminal을 사용하므로 SMD작업이 능률적이고 高-품질의 SMT Mount 실장 작업을 할 수 있다.

C. Short tape를 taping 하므로 SMD 부품관리가 용이하며 SMD 실장 작업 공정에서는 매우 능률적인 작업이 가능하다.

■ 종 류

1. Shims Terminal
2. 모든 SMD tape에 사용가능

■ 사용방법

1. 먼저 연결하고자 하는 양쪽 SMD Tape 부분을 Cutting 하여준다.
2. Shims Terminal 을 Tools 중심에 놓는다 (Pin에 끼울 것)
3. Tools 중심의 절반에 Tape를 Hole에 끼운 후 Tape 고정을 90' 회전시킨다.
   (참고) Tape의 두께에 따라 고정 Ring을 90' 회전을 하여 Tape가 밀착되도록 한다.
4. 같은 방법으로 다른 반쪽의 Tape도 3항과 같이 이음새 중앙이 밀착되도록 한 후 Tape을 고정판을 회전하여 Setting 한다.
5. 손잡이를 눌러 Shims Terminal을 압착시키다.
6. 연결된 Tape을 제거하여 춘다

- 판매단위 : 1) Splicing Tool
  Shims Terminal 1 Box (= 4,000개)
- 납기 : 발주 후 2일 이내

NamA Electronic Industry co., Ltd .
SinAn B/D 3F,SungSan-dong,Mapo-gu,Seoul,Korea. Tel (822) 3141-0889, Fax 3141-8890 E-mail : jcpark@namasmt.com

"Splicing Tools"

SMD Tape Splicing Tool

Using the FR-SPL SMD Tape Splicing Tool ensures that SMD component tapes can be joined securely and quickly. A special brass shim (FR-BRS) is riveted into the ends of the SMD tape, joining them securely, and allowing them to still pass through the sprocket wheel of the feeder. Accurate alignment is achieved by arranging the tape on the locating pins of the splicing tool. The cover tape is joined using the pre-cut adhesive tapes, listed below.



Splicing Tools

SMD Tape Splicing Shims

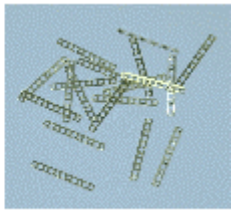

Brass Shims with holes used with the tape splicing tool (FR-SPL). The shim includes holes to allow the material to go through the sprocket wheel of tape feeder, and points to secure it to the carrier tape. Supplied in boxes of 1000 pieces, and can be used with any width tape.



완성된 작업

작업 순서	Splicing Shim	Tape 왼쪽 면 작업
		
Tape 오른쪽 면 작업	Tape 고정	압 착
		

완성된 Tape Cover tape을 연결하기 위해 Joint Tape 을 사용하면 효율적입니다

NamA Electronic Industry co., Ltd .
SinAn B/D 3F,SungSan-dong,Mapo-gu,Seoul,Korea. Tel (822) 3141-0889, Fax 3141-8890 E-mail : jcpark@namasmt.com